

KANBAN SLIDER TAG




THE KANBAN SLIDER TAG IS USED AS A VISUAL SIGNAL SOLUTION FOR QUICK DETECTION OF EMPTY BINS IN KANBAN BASED STOCK MANAGEMENT STORAGE SYSTEMS

The tag can easily slides from in stock position to refilling position. Two possible purchase options:



1 Tag + adhesive tape for direct gluing attach to the bin. Item numbers: LBL-EZSWP-KIT


2 Tag + label hooks for hanging on iso modules/dividers. Item numbers: LBL-EZSWP-KIT-WHLD



WORKFLOW


STEP 1

Process begins with a fully stocked basket and all tags on green




STEP 2

Clinicians take from the front bin (Rear Bin Houses Back-Up Supplies)




STEP 3

Clinician who takes the last item will move the slider to the right "on order"



STEP 4

Clinician has back up stock available in rear bin to continue patient care



STEP 5

Supply tech brings replenishment order to location

- Rotates remaining stock from rear to front
- Moves KANBAN slider tag to left indicating supplies are in stock
- Places new supplies in the rear bin

